

# SIGHT WORD FLY SWAT



## How to Play Sight Word Fly Swat

This is a great game for building confidence identifying your child's 1<sup>st</sup> 100 sight words. Your child will love swatting the flies.


Simply print, laminate and then cut out each of the cards and you are ready to play.

## Materials Needed:


All the game requires is a fly swatter and the Sight Words Fly Cards that the children will "splat." If you do not have a fly swatter you could use some rolled up paper or a plastic spoon, anything that your child can use to 'swat' the flies will do.

## Playing the Alphabet Game:


1. Place the fly cards face up on a table. Make sure they are well spaced out.
2. Do not place them all out at once as this will be overwhelming for your child. Start with just 5 – 10 cards, as your child's confidence grows you can add cards.
3. Call out one word at a time.
4. Your child must find the word you have called out among the fly cards and then 'swat' the fly card with their fly swatter while repeating the word.
5. Play for about 10 minutes at a time.




the



a




and




of







to



in




is




you







that



was




he




it







**for**



**are**




**on**




**as**







with



his




they




I







**at**



**be**




**this**




**have**







**from**



**or**




**one**




**had**









**by**



**word**




**but**




**not**







**what**



**all**




**were**




**we**







**when**



**your**




**can**




**said**







**there**



**use**




**an**




**each**







**which**



**she**




**do**




**how**







**their**



**if**




**will**




**up**







**other**



**about**




**out**




**many**







**then**



**them**




**these**




**so**









**some**



**her**




**would**




**make**







like



him




into




time







**has**



**look**




**two**




**more**







**write**



**go**




**see**




**number**







**no**



**way**




**could**




**people**







**my**



**than**




**first**




**water**







**been**



**called**




**who**




**oil**









**sit**



**now**




**find**




**long**









**down**



**day**




**did**




**get**







**come**



**made**



**may**



**part**

