
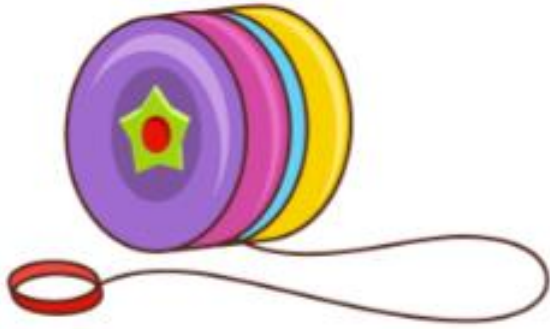






FIRST LETTER MATCHING

This is a great game for teaching your child first letter sounds. They will be learning and having lots of fun at the same time.

- ◆ Print each page (be sure to print single sided as you will need to cut the letters out).
- ◆ Take the sheets with the pictures and either laminate or place them into write and wipe pockets.
- ◆ Take the sheets with the letters and cut them into squares. If possible it would be best to laminate these so that they can be reused.
- ◆ Alternatively if you have letter magnets or other letters at home you can use these instead.
- ◆ Now you are ready to play.
- ◆ Your child will identify each picture and look for the corresponding first letter.
- ◆ Then using either the letter cards or letter magnets they will cover the picture with the corresponding letter until all the pictures are covered.
- ◆ You will notice that there are both small and capital letters so once your child knows the small letters you can get them to complete the game using the capital letters.







a

b

c

d

e

f

g

h

i

j

k

l

m

n

o

a

b

c

d

e

f

g

h

i

j

k

l

m

n

o

p

q

r

s

t

u

v

w

x

y

z

A

B

C

D

E

F

G

H

I

J

K

L

M

N

O

P

Q

R

S

T

U

V

W

X

Y

Z